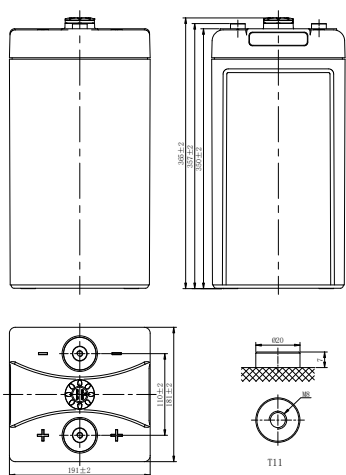


# LRC SERIES-LEAD CARBON

LRC2-400 (2V400Ah)



## CHARACTERISTICS

Item	Specifications	
Rated Voltage	2V	
Nominal Capacity (25°C)	C <sub>10</sub> , 1.80V/cell	400Ah
Dimension	Length	191mm (7.52inches)
	Width	181mm (7.13inches)
	Container Height	350mm (13.8inches)
	Total Height	365mm (14.4inches)
Approx Weight	31.8kg (70.1lbs)	
Terminal	T11(M8)	
Container Material	ABS (UL94 HB or V-0 optional)	
Short-circuit current	5200A	
Internal Resistance (25°C)	Approx 0.32 mΩ (Fully charged)	
Operating Temp. Range	Discharge	-20~55°C (-4~131°F)
	Charge	-20~40°C (-4~104°F)
	Storage	-20~50°C (-4~122°F)
Nominal Operating Temp. Range	25±3°C (77±5°F)	
Max.Charging Current (25°C)	0.3C	
Charge voltage (25°C)	Standby Use	Cycle Use
	/	2.35-2.40V/cell
Temp. Coefficient	/	-5mV/cell/°C
	40°C (104°F)	103%
Effect of temp. to Capacity	25°C (77°F)	100%
	0°C (32°F)	86%
Self Discharge	≤3.5% per month at 25°C (77°F)	

## DISCHARGE TABLE

Constant Current Discharge (Amperes) at 25°C (77°F)																		
F.V/Time	1h	2h	3h	4h	5h	6h	8h	10h	24h	36h	48h	60h	72h	84h	96h	108h	120h	240h
1.90V/cell	168.0	103.7	80.1	73.0	61.1	52.9	42.8	36.8	17.6	11.9	9.17	/	/	/	/	/	/	2.23
1.85V/cell	183.8	111.3	87.8	78.9	66.0	57.2	46.4	39.9	19.2	13.0	10.0	8.00	6.80	6.00	5.30	4.80	4.35	/
1.80V/cell	200.6	121.8	100.0	81.8	68.0	58.6	47.0	40.0	19.6	13.3	10.2	/	/	/	/	/	/	/
1.75V/cell	222.3	134.2	106.1	83.7	69.9	60.5	49.0	42.0	20.0	13.5	10.4	/	/	/	/	/	/	/

Constant Power Discharge (Watts/cell) at 25°C (77°F)																		
F.V/Time	1h	2h	3h	4h	5h	6h	8h	10h	24h	36h	48h	60h	72h	84h	96h	108h	120h	240h
1.90V/cell	306.3	217.0	166.7	142.5	118.2	101.7	81.3	69.0	35.0	23.7	18.2	/	/	/	/	/	/	4.40
1.85V/cell	334.9	230.3	181.6	151.1	126.0	108.8	87.7	75.0	36.0	24.4	18.7	16.0	13.6	12.0	10.6	9.60	8.72	/
1.80V/cell	393.2	241.7	194.1	156.0	130.3	112.7	91.0	78.0	38.0	25.7	19.8	/	/	/	/	/	/	/
1.75V/cell	414.0	251.2	195.2	158.6	132.7	114.9	93.1	80.0	39.0	26.4	20.3	/	/	/	/	/	/	/

# LRC SERIES-LEAD CARBON

## LRC2-400 (2V400Ah)



### APPLICATIONS

- Mobile container storage system
- Peak load shifting energy storage system
- Oil and electricity hybrid energy storage system
- Grid frequency adjustment energy storage system
- New energy communication base station, IDC, UPS etc.
- New energy generation (solar, wind, PV/wind hybrid) access to energy storage systems

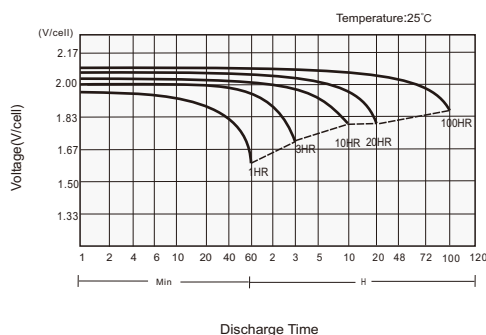
### GENERAL FEATURES

- Super Carbon technology enhanced active material to maximize cycle performance and PSoC operation
- 100% leak tested to ensure seal integrity
- High-strength, High Temperature resistant, UL94-V0 Compliant Case and Cover optional
- Extended service life in high temperature applications
- Modular design and installation for less space, easy installation and maintenance

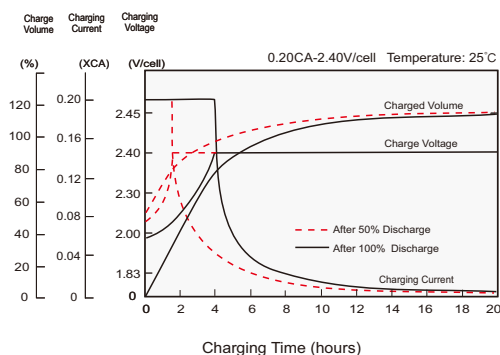
### STANDARDS

- Compliance with IEC 61427, BS EN 61427 standards
- UL, CE Approved
- Manufactured in Leoch® IATF16949, ISO 45001, ISO 9001 and ISO 14001 certified production facilities

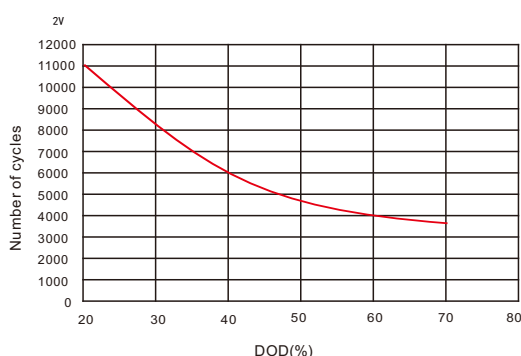
#### Discharge Characteristics



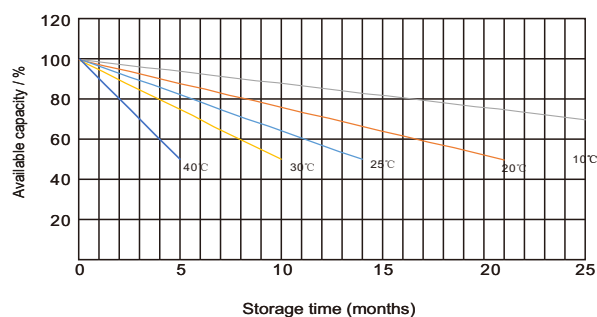
#### Charging Characteristics



#### Cycle Life in Relation to DoD



#### Self Discharge Characteristics



Leoch International Technology Ltd.



[www.leoch.com](http://www.leoch.com)

Leoch Batteries Pte Ltd



[www.leoch.sg](http://www.leoch.sg)

Leoch Battery Corporation



[www.leochamericas.com](http://www.leochamericas.com)

Leoch Europe S.A.



[www.leoch.eu](http://www.leoch.eu)

Data above is recommended and the picture is only for battery effect display, Leoch reserve the final right of explanation.

© LEOCH. All rights reserved. Trademarks and logos are the property of LEOCH and its affiliates unless otherwise noted. Subject to revisions without prior notice. E&OE.

Publication No.: LB-LRC2-400-PD-EN-V2.0-20240130